



**WIRE  
HARNESSES**

**POWER DISTRIBUTION  
SYSTEMS**

**THERMAL  
MANAGEMENT**


**ELECTRIC MOTOR**

*Heat Pump*



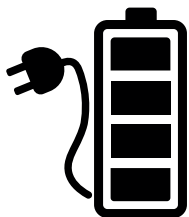
**INVERTER**

*Heat Pump*



**CHARGER**

*Heat Pump*



**BATTERY**

*Heat Pump*

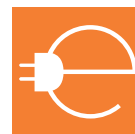


**CABIN**

*Heat Pump*

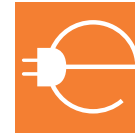


# Centralized Thermal Management





# High Voltage Wire Harnesses



**FIRE RESISTANT**

*Wires*




**FIRE RESISTANT**

*Insulation (Corrugated Pipe)*




**CONTACT PROTECTION**

*F.e. through Interlock Connectors*

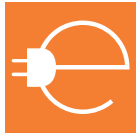


**HIGH VOLTAGE**

*Connector Types*



# Power Distribution Units (PDU)



## CONTACT PROTECTION

*Voltage Measurement (up to 850VDC)*



## POWER MEASUREMENT

*UP TO 1500A WITH CAN-Bus*




## CONTACT PROTECTION

*F.e. through Interlock Connectors*




## WATER AND DUST PROTECTION

*Housing (up to IP6K9K)*





## POWER RAILS

*Includable*



## OWN HIGH VOLTAGE

*Test Equipment*







**100%**  
**Customized**

**[www.woelfle-gmbh.de](http://www.woelfle-gmbh.de)**

made by **WÖLFLE**