




# CENTRAL ELECTRICS





# CENTRAL ELECTRICS

SPACE-SAVING, STRUCTURED  
AND QUICKLY INTEGRATED

From simple fuse and relay boxes to multi-layer circuit board solutions with integrated electronics – Central electrics assume diverse, essential tasks. Among other things, this is responsible for the electrical power supply to consumers, for controlling vehicle components and for the exchange of information components. In this case, the Wölfle portfolio of services covers the complete process: From development and prototype construction to serial production. In addition to this, we deliver the design and layout of the housing and the interface definitions for the perfect connection and integration of the unit.

CLEVER. EFFICIENT. CREATIVE

## AN OVERVIEW OF SAMPLE SOLUTIONS


### SECURE NETWORKING WITH DIFFERENT COMPONENTS

Our extract of implemented customer solutions will provide you with a brief overview of our range of services in the area of central electrics:

#### 01

##### CIRCUIT BOARD PAVER


- > Complete power distribution and protection
- > With integrated electronics module
- > Pressing and soldering technology



#### 02

##### CENTRAL ELECTRIC WITH INTEGRATED CIRCUIT BOARD CRAWLER


- > Combination of circuit board solutions and conventional wiring
- > In-house metalworking
- > 100% plug-and-play



#### 03

##### CENTRAL ELECTRIC EXCAVATOR


- > Conventionally wired electrical box
- > Adjusted standard housing
- > 100% tested



#### 04

##### CENTRAL ELECTRIC TRACTOR

- > Customized sheet metal housing
- > Standard components
- > Extensive construction



**CABS / HVAC / ELECTRONICS / ELECTRICS / SALES**

---



**WÖLFLE GmbH**

Biberacher Straße 63  
88416 Ochsenhausen

T +49 (0) 7352 / 929 - 0  
F +49 (0) 7352 / 929 - 139

[www.woelfle-gmbh.de](http://www.woelfle-gmbh.de)  
[vertrieb@woelfle-gmbh.de](mailto:vertrieb@woelfle-gmbh.de)